



## St. Tammany Parish Public Schools Google Meet Guide for Parents

### What is Google Meet?

Google Meet is the video-communication tool that is part of the Google platform. Meet allows educators to provide immediate and authentic feedback. Meet can be accessed on the web, on your desktop or on your mobile or tablet device.

### Getting Started with Google Meet

Accessing Google Meet: Click on the meeting ID link or the dial-in phone number sent to your email account.

<https://meet.google.com/rkc-tgda-qea>

Dial-in: (US) +1 205-844-5224 PIN: 487 334 874#

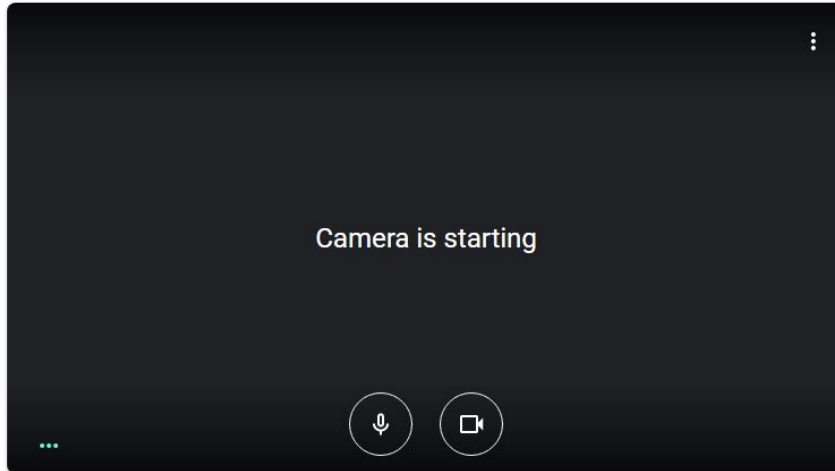
**NOTE:** Because the access is from outside STPSB Google and Google requires participants to identify who is asking to “Join” Google Education Meets, parents will have to have a Google account to attend STPSB Meets.

Once you click the Meet link or enter the Meet code at **meet.google.com** there will be an initial Meet screen, then the Google sign in screen will pop-up.

English (United States) ▾ Help Privacy Terms

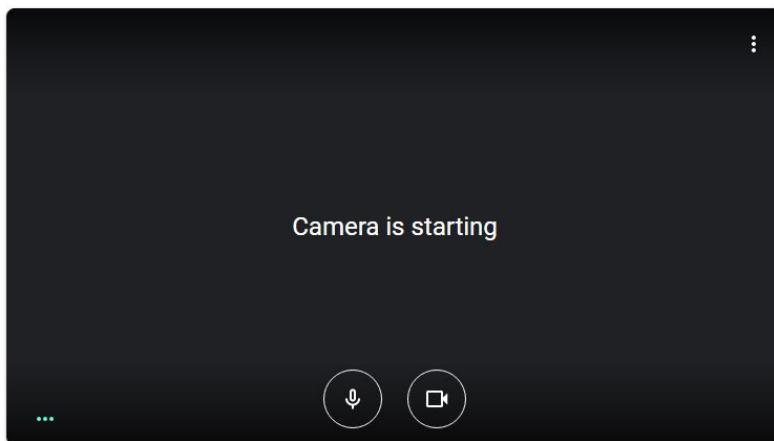
If participants do not have or wish to get a Google account, you can request a dial-in number to attend by phone. Dial-in information is included in the meeting information given to the attendees.

Click on Ask to Join.



Ready to join?

Ask to join

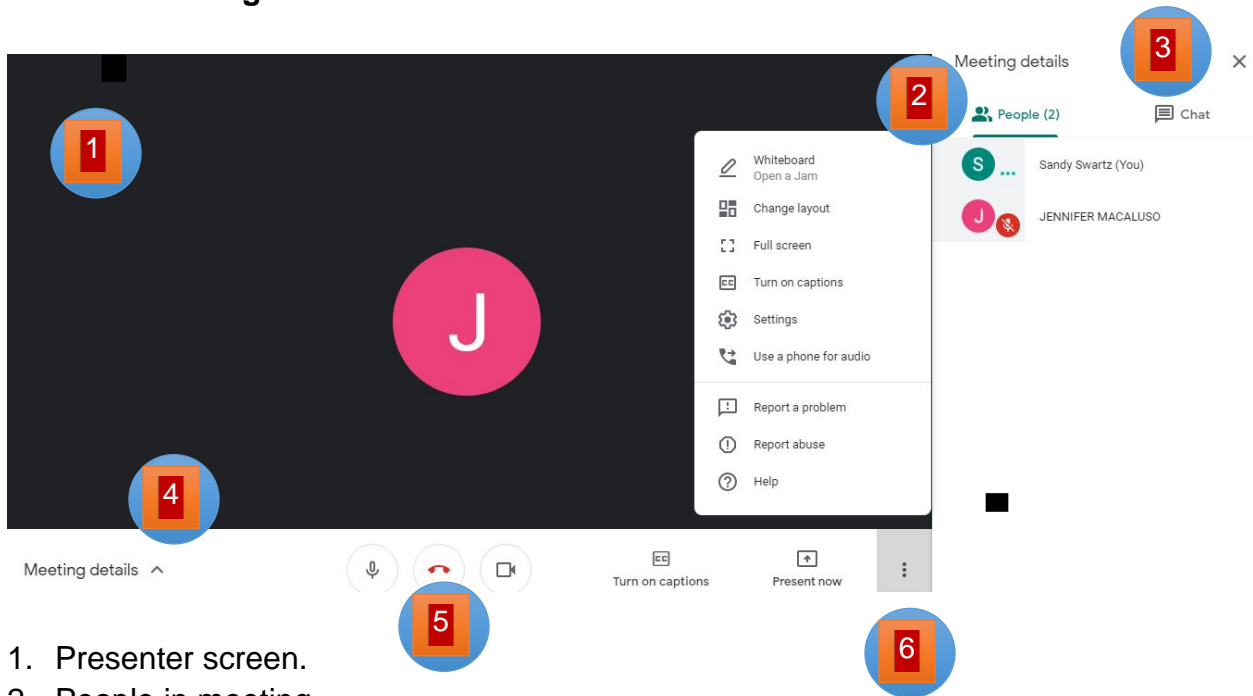


Asking to join...

You'll join the call when someone lets you in

The teacher or moderator will accept you into the meeting.

## What does Google Meet look like?



1. Presenter screen.
2. People in meeting.
3. Chat box.
4. Meeting details.
5. Audio and camera controls.
6. Menu options.

Once the Meet is over, the Meet organizer will remove you and you will see the screen below:

### You've been removed from the meeting

